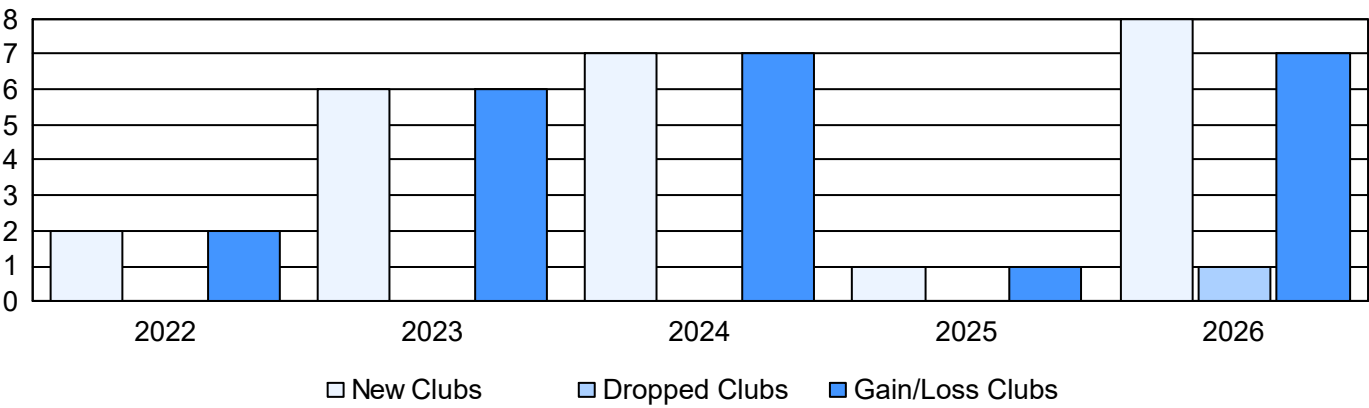
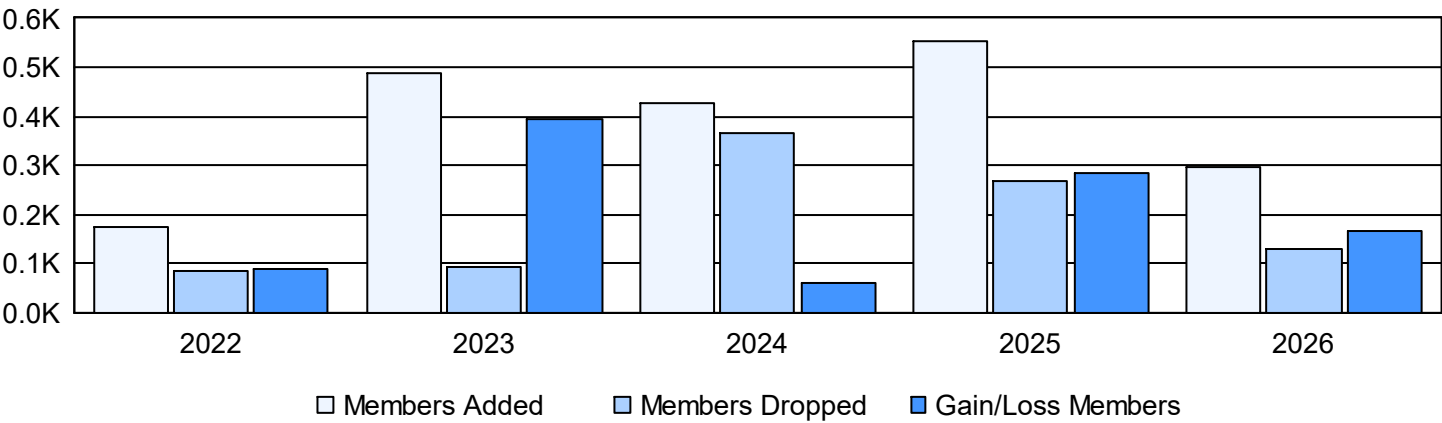


Year	New Clubs	Dropped Clubs	Gain/ Loss Clubs	New Members	Charter Members	Reinstate Members	Transfer Members	Total Member Added	Total Members Dropped	Gain/ Loss Members
2021-2022	2	0	2	122	52	2	0	176	86	90
2022-2023	6	0	6	189	291	8	1	489	93	396
2023-2024	7	0	7	170	225	22	8	425	366	59
2024-2025	1	0	1	114	24	44	370	552	269	283
2025-2026	8	1	7	40	237	6	13	296	128	168
Average	5	0	5	127	166	16	78	388	188	199

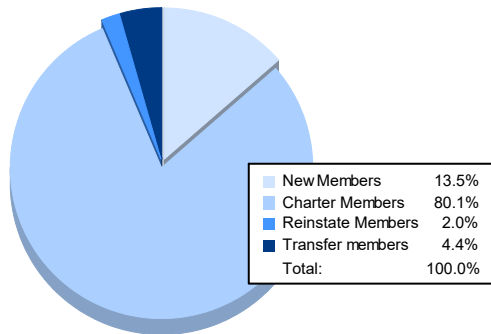
Clubs



Members



Membership Composition September 2025 Cumulative



Gender Composition September 2025 Cumulative

